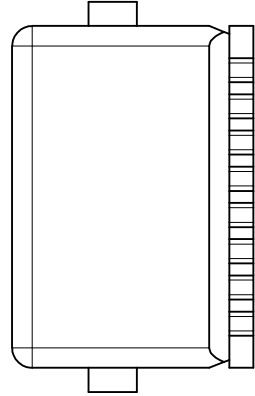
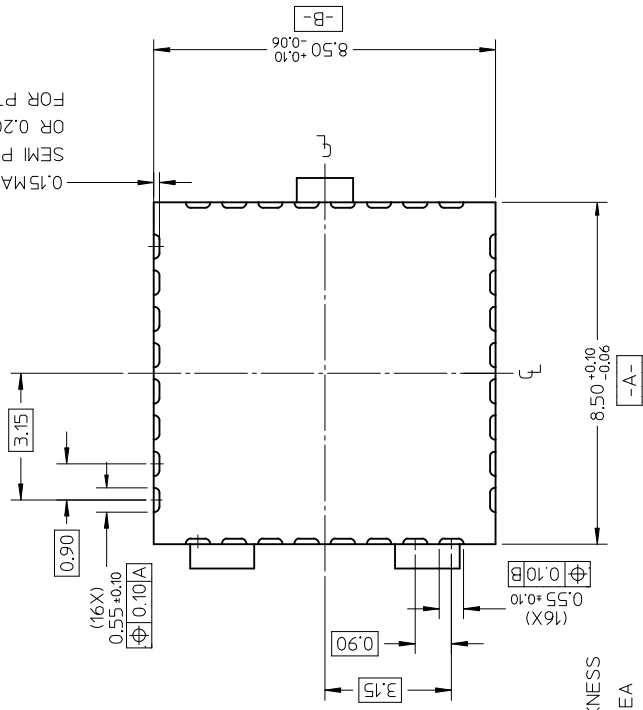
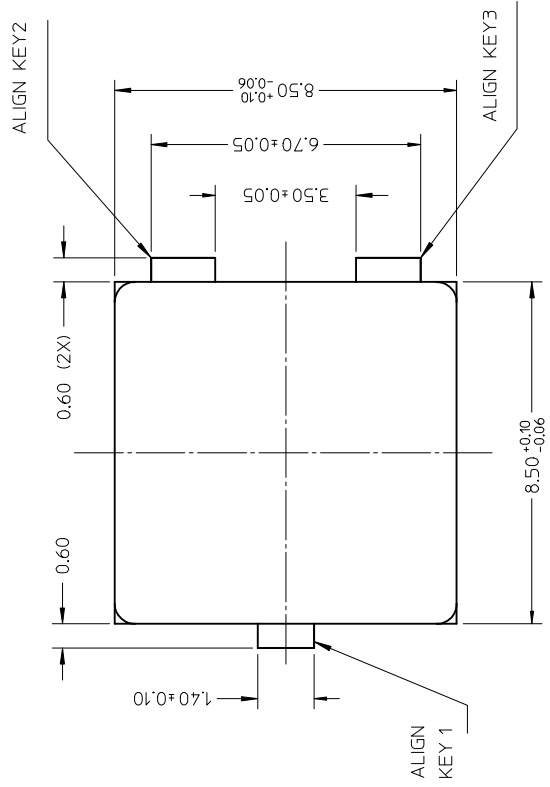


APPLIED CAMERA MODULE

SEMI PTH CERAMIC
OR 0.20MAX.
FOR PTH PCB



NOTES:
ALIGN KEYS ARE OPTION BY CUSTOMER.

RELEASE		EC NO: SH2014-0437		2014/04/27		2014/05/19		QUALITY SYMBOLS		GENERAL TOLERANCES (UNLESS SPECIFIED)		DIMENSION STYLE		SCALE		DESIGN UNITS		THIRD ANGLE PROJECTION	
A		REV		DESCRIPTION		F _A = 0		F _A = 0		F _A = 0		mm		INCH		mm ONLY		TITLE	
						4 PLACES ± ---		3 PLACES ± ---		2 PLACES ± 0.10		1 PLACE ± 0.15		ANGULAR ± 2 °					
						DRAWN BY		GLI		2013/06/19		CHECKED BY							
						APPROVED BY		AYIN		2013/07/18									
						MATERIAL NO.		N/A		SD-105028-211		DOCUMENT NO.							
						DRAFT WHERE APPLICABLE MUST REMAIN WITHIN DIMENSIONS		SIZE		A3		THIS DRAWING CONTAINS INFORMATION THAT IS PROPRIETARY TO MOLEX INCORPORATED AND SHOULD NOT BE USED WITHOUT WRITTEN PERMISSION							